



1. Identification / recognition



2. Immobilisation / stabilisation / lifting

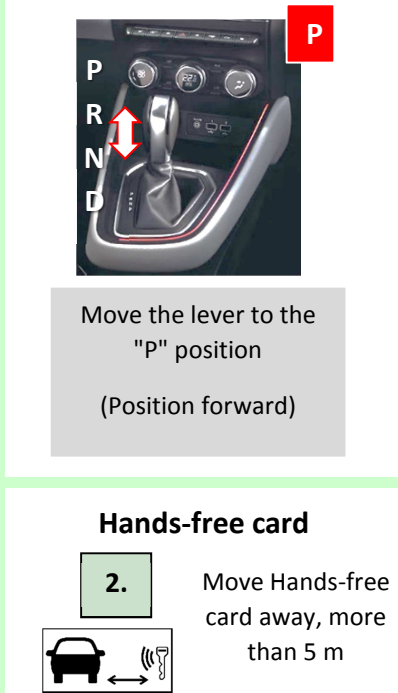
Engine shutdown



Parking position




Automatic



3. Disable direct hazards / safety regulations

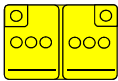

ENGINE BONNET CATCH ACCESS



	ID No.	Version No.	Version Date.	Page
	VBXG-ENRS-EN01	01	07/2023	2/4

12 Volts Battery

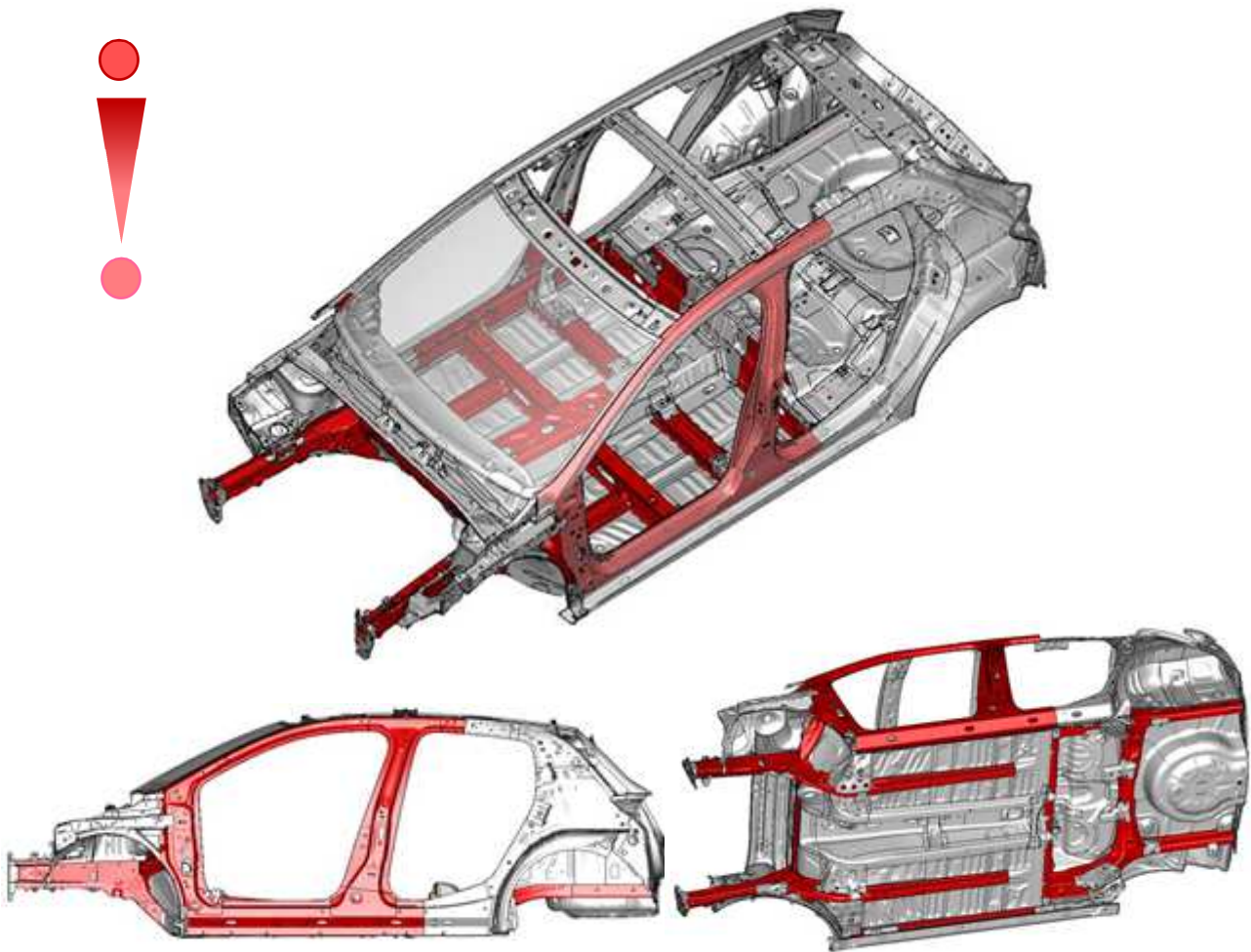
Engine compartment



- 1- Switch off the ignition
- 2- Disconnect the negative terminal (-)

4. Access to the occupants

HARDENED STEEL HIGH ELACTIC LIMIT (HEL)



STEERING COLOMNN



Steering column hollow and breakable with tools

	ID No.	Version No.	Version Date.	Page
	VBXG-ENRS-EN01	01	07/2023	3/4

6. In case of fire

TAILGATE GAS STRUTS

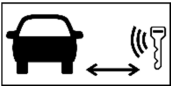


Risk of missile effect of tailgate gas struts

10. Explanation of pictograms used



Vehicle on fuel of liquid group 2



Remove smart key

	ID No.	Version No.	Version Date.	Page
	VBXG-ENRS-EN01	01	07/2023	4/4